

# CETMONS Document Library Requesting Access & Uploading Documents Instructions

## A. Requesting Access & Accepting Invite Instructions

1. The Document Library is a secured area (invitation only) for all consortium collaborators and resides on box.net.
2. If you wish to become a collaborator, please email your request to [Zachary Goldberg](mailto:ZacharyGoldberg@box.net) or to [Stacey Trowbridge](mailto:StaceyTrowbridge@box.net).
3. Once your request has been approved, you will receive an email requesting you to please accept the "Collaborator Invite" to the CETMONS Document Library.

### Step 1 – Receive and Accept Invite

1. You will receive an email stating "CETMONS Document Library invited you to collaborate in a folder"  
Subject: [HeatherOlsen1@gmail.com](mailto:HeatherOlsen1@gmail.com) – share a folder w/ you on Box.net.
2. Click on "Accept Invitation" button.

The screenshot displays an email client interface. On the left is a sidebar with navigation options: Manage Folders, Internet Tools, Phone Tools, View/Pay Bill, and Order Services. The main window is titled "Read Message" and contains the following information:

- Buttons: Reply, Reply All, Forward, Delete, Spam, New Filter, Detail, Print
- Move to: Sent Mail (with OK and Help buttons)
- From: CETMONS Document Library <noreply@box.net>
- Date: Wednesday, February 3, 2010 4:04 PM
- To: CETMONSUser1@cox.net
- Subject: HeatherOlsen1@gmail.com would like to share a folder with you on Box.net
- Size: 6 KB

The email body contains the following text:

**CETMONS Document Library invited you to collaborate in a folder**  
You have been invited by CETMONS Document Library to collaborate in a folder

---

Folder name: CETMONS Document Library  
Owner: CETMONS Document Library  
Description: "Centralized Area to upload Project Documents and Reference Material for the Overall Consortium and Research Groups."

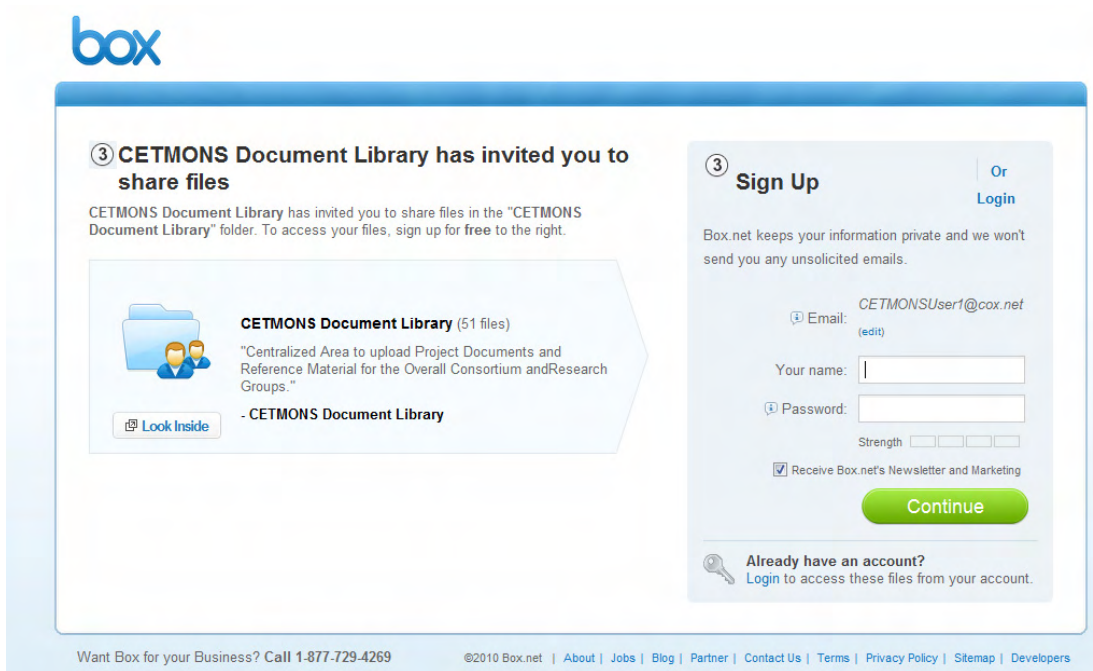
**Accept Invitation** To accept this invite with a free Box.net account, visit the following link:  
<http://cetmons.box.net/signup/collab/1bfv47r2c>

Box.net - Sharing should be simple.

You can change email preferences by visiting <http://cetmons.box.net/settings/privacy>

## Step 2 - Register for a Free Account with Box.net

1. If you haven't already registered for a free account – then enter: Your Name, Password, and Click "Continue Button"



**3 CETMONS Document Library has invited you to share files**

CETMONS Document Library has invited you to share files in the "CETMONS Document Library" folder. To access your files, sign up for free to the right.

**CETMONS Document Library** (51 files)

"Centralized Area to upload Project Documents and Reference Material for the Overall Consortium and Research Groups."

[Look Inside](#)

- CETMONS Document Library

**3 Sign Up** [Or Login](#)

Box.net keeps your information private and we won't send you any unsolicited emails.

Email:  (edit)

Your name:

Password:

Strength

Receive Box.net's Newsletter and Marketing

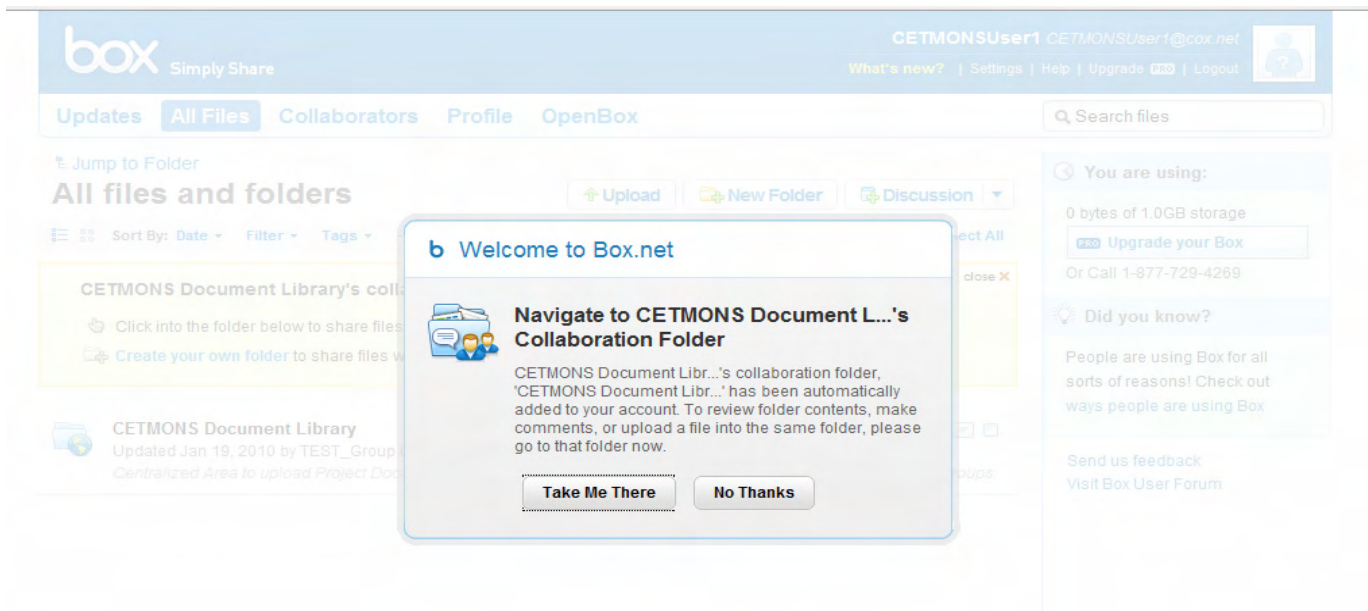
[Continue](#)

**Already have an account?**  
Login to access these files from your account.

Want Box for your Business? Call 1-877-729-4269

©2010 Box.net | [About](#) | [Jobs](#) | [Blog](#) | [Partner](#) | [Contact Us](#) | [Terms](#) | [Privacy Policy](#) | [Sitemap](#) | [Developers](#)

## Step 3 – Welcome to Box.net Window, click on "Take Me There" Button



**box** Simply Share

CETMONSUser1 CETMONSUser1@cox.net

What's new? | [Settings](#) | [Help](#) | [Upgrade](#) | [Logout](#)

[Updates](#) [All Files](#) [Collaborators](#) [Profile](#) [OpenBox](#)

Search files

Jump to Folder

**All files and folders**

[Upload](#) [New Folder](#) [Discussion](#)

**b Welcome to Box.net**

**Navigate to CETMONS Document L... Collaboration Folder**

CETMONS Document Libr...s collaboration folder, 'CETMONS Document Libr...' has been automatically added to your account. To review folder contents, make comments, or upload a file into the same folder, please go to that folder now.

[Take Me There](#) [No Thanks](#)

**You are using:**

0 bytes of 1.0GB storage

[Upgrade your Box](#)

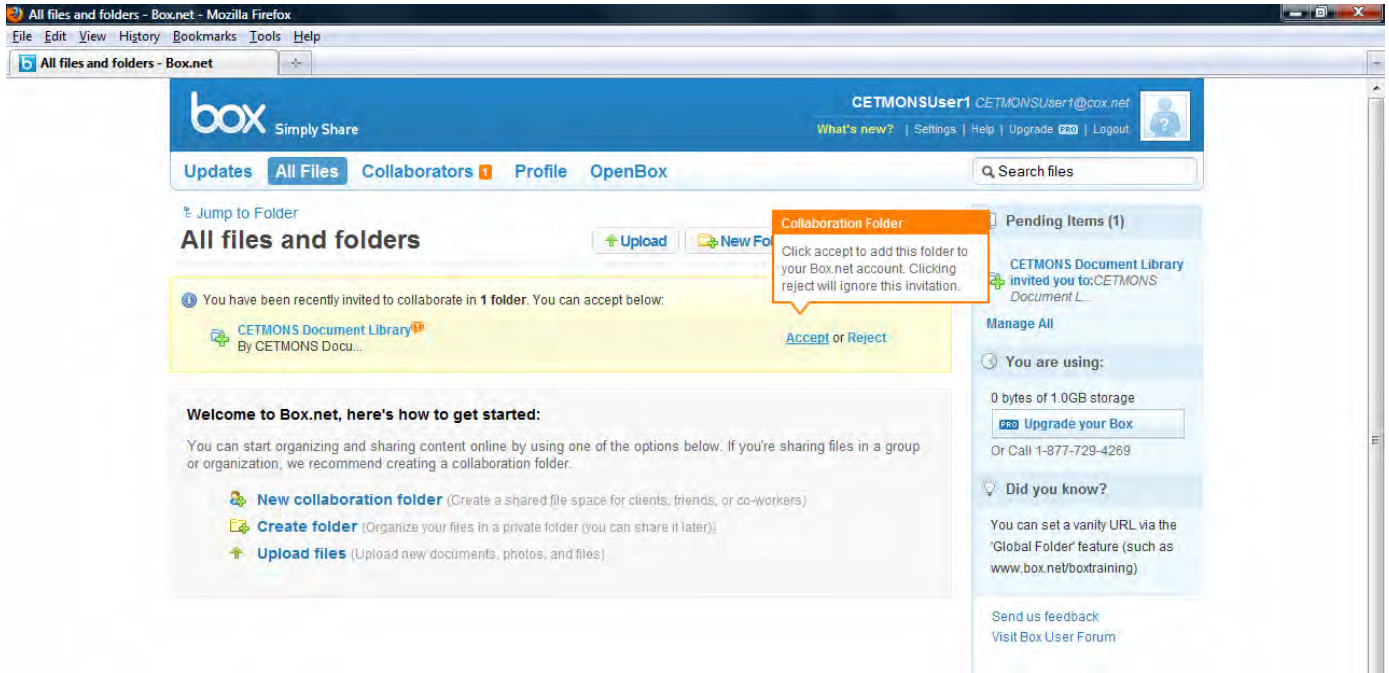
Or Call 1-877-729-4269

**Did you know?**

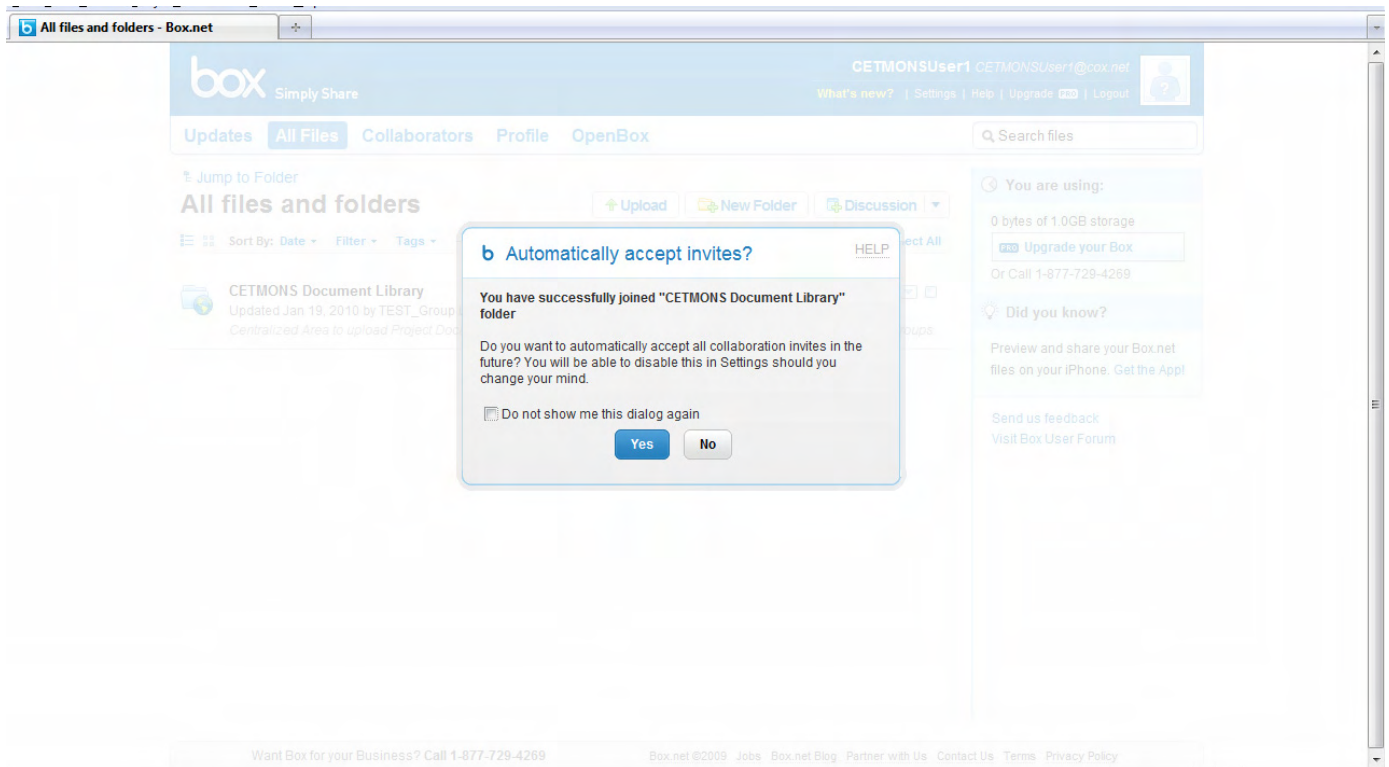
People are using Box for all sorts of reasons! Check out ways people are using Box

Send us feedback  
Visit Box User Forum

## Step 4 – You have been Invited – Click “Accept” Link and Close small window



## Step 5 – Click on Yes to Automatically Accept Invites



## B. How to Get to the Document Library and Upload a Document

Step 1 - Go to the CETMONS website at: [www.cetmons.org](http://www.cetmons.org)

The screenshot shows the CETMONS website homepage. The browser window title is "CETMONS | Consortium for Emerging Technologies, Military Operations, and National Security - Mozilla Firefox". The address bar shows "http://www.cetmons.org/". The website header features the CETMONS logo and the text "CONSORTIUM FOR EMERGING TECHNOLOGIES, MILITARY OPERATIONS AND NATIONAL SECURITY". Below the header is a navigation menu with categories like Home, About CETMONS, People, Research Areas, Events, Publications, Document Library, and Links. The main content area includes a "Welcome" message from Braden Allenby, a "FOUNDING CENTERS ..." section listing ASU Lincoln Center for Applied Ethics, INAMORI International Center for Ethics and Excellence, Case Western Reserve University, and the United States Naval Academy Steadstate Center for Ethical Leadership. A "HIGH-TECH WARFARE" sidebar lists articles on Lethal Autonomous Robots, Telepathic Helmet, Cyber "Spy", Aegis Combat System, Ray Gun, and Predator Drone. The footer contains contact information for CETMONS.

CETMONS | Consortium for Emerging Technologies, Military Operations, and National Security - Mozilla Firefox

File Edit View History Bookmarks Tools Help

http://www.cetmons.org/

W - Wikipedia (en)

CETMONS | Consortium for Emerging...

# CETMONS

CONSORTIUM FOR EMERGING TECHNOLOGIES, MILITARY OPERATIONS AND NATIONAL SECURITY

"We are so busy finding out if we can, we never stop to consider whether we should."

## Welcome

CETMONS unique role is crucial in today's era of unprecedented and complex technological evolution. It is necessary to understand and support military operations and national security in a complicated, violent, and rapidly changing world. [read more...](#)

Message from the Chair  
*Braden Allenby*

### FOUNDING CENTERS ...

- ASU LINCOLN CENTER for APPLIED ETHICS ARIZONA STATE UNIVERSITY
- INAMORI INTERNATIONAL CENTER FOR ETHICS AND EXCELLENCE CASE WESTERN RESERVE UNIVERSITY
- UNITED STATES NAVAL ACADEMY Steadstate Center for Ethical Leadership

### HIGH-TECH WARFARE

- Lethal Autonomous Robots**  
Robots programmed to go into combat and kill humans. [read more...](#)
- Telepathic Helmet**  
Enable members of military units to "think" to each other. [read more...](#)
- Cyber "Spy"**  
Miniature chips implanted in insects, sent out to spy. [read more...](#)
- Aegis Combat System**  
Computers guide weapons to destroy enemy targets. [read more...](#)
- Ray Gun**  
Non-lethal rays makes the recipient feel like he is on fire. [read more...](#)
- Predator Drone**  
Predator Drones ordered to seek, find, and kill insurgents. [read more...](#)

CETMONS - Consortium for Emerging Technologies, Military Operations, and National Security  
PO Box 874503, Tempe, AZ 85287-4503  
Physical: Discovery Hall, Room 213 | [map](#)  
Phone: 480-727-7691 | Fax: 480-965-2710 | [contact](#) | [login](#)

**Step 2 - Go to the Document Library Overview page by clicking on the Document Library menu item**

**CETMONS**  
CONSORTIUM FOR EMERGING TECHNOLOGIES, MILITARY OPERATIONS AND NATIONAL SECURITY

Home

**Document Library Overview**

**DOCUMENT LIBRARY**

[Click to go to the CETMONS Document Library on box.net...](#)

The CETMONS Document Library is a centralized area to upload Project Documents and Reference Material for the consortium's collaborators, (invitation only). To become a collaborator, please email your request to Zachary Goldberg or to Stacey Trowbridge. Once your request has been approved, please accept the "Collaborator invite" via email.

For a detailed set of instructions please see the Requesting Access & Uploading Documents instructions.

The library consists of repositories for the "Overall Consortium", "Research Groups", and "Document Library Help Tips". Within each repository there is an area for "Project Documents" and "Reference Materials".

**I. Overall Consortium**

**Project Documents:** Working Papers, Meeting Minutes, Status Reports, Action Plans/Next Steps, Articles, etc., drafted by the Chair or Exec Committee for the purpose of the CETMONS.

**Reference Materials:** Reference and resource materials that may benefit more than one specific Research Group.

**II. Research Groups**

**Project Documents:** Working Papers, Status Reports, Action Plans/Next Steps, Articles, etc., drafted by the Research Thrust Group Leader or associates for the purpose of the CETMONS.

**Reference Materials:** Reference and resource materials for a specific Research Group.

**III. Document Library Help Tips**

Upload/Download Instructions, Glossary of terms, Folder Layout of Document Library, Collaborator Permissions

**High-Level Layout | Folder Structure**

<b>I. Overall Consortium Repository</b>
Project Documents
Reference Materials
<b>II. Research Groups Repository</b>
<b>1-The Military/National Security Roadmap 2025</b>
Project Documents
Reference Materials
<b>2-International Law, Ethics &amp; Governance on Neural Technologies</b>
Project Documents
Reference Materials
<b>3-International Law, Ethics &amp; Governance on Robotics and National Security</b>
Project Documents
Reference Materials
<b>4-Enhanced Warfighters</b>
Project Documents
Reference Materials
<b>5-Implications of the New Military Technologies for Democracy &amp; Civic Society</b>
Project Documents
Reference Materials
<b>6-Information &amp; Communication Technology</b>
Project Documents
Reference Materials
<b>7-Nonlethal Weapons</b>
Project Documents
Reference Materials
<b>8-Training &amp; Education regarding CETMONS</b>
Project Documents
Reference Materials
<b>9-Emerging Technologies &amp; Moral Boundaries: Psychological, Philosophical &amp; Neuroscientific Perspectives</b>
Project Documents
Reference Materials
<b>III. Document Library Help Tips</b>

[Click to go to the CETMONS Document Library on box.net...](#)

CETMONS - Consortium for Emerging Technologies, Military Operations, and National Security  
PO Box 874503, Tempe, AZ 85287-4503  
Physical: Discovery Hall, Room 213 | map  
Phone: 480-727-7691 | Fax: 480-965-2710 | contact | login

The Document Library Overview gives you a high level structure layout of the Document Library repositories and folder layout.

**Step 3 - Click on the "Go to CETMONS Document Library on box.net..." link**

## Step 4 – Log into your box.net account

The screenshot shows a Mozilla Firefox browser window with the URL <https://cetmons.box.net/login>. The page features the Box logo and a large blue banner that says "Login to your Box". Below the banner, there is a login form with the following fields and options:

- Email/Username: HeatherOlsen1@g... (not you?)
- Password: [masked]
- Remember this login information?
- Buttons: Login, Forgot password?

Text on the page includes: "The Consortium for Emerging Technologies, Military Operations, and National Security - CETMONS has provided you with a Box.net account to store, share, and access your files online." and "If you have any questions, please email Box.net support at [enterprise@box.net](mailto:enterprise@box.net)".

Footer text: "Want Box for your Business? Call 1-877-729-4269" and "©2010 Box.net | About | Jobs | Blog | Partner | Contact Us | Terms | Privacy Policy | Sitemap | Developers".

## Step 5 – Click on the CETMONS Document Library Folder and click on it

The screenshot shows the Box.net interface for the "All files and folders" view of the "CETMONS Document Library". The breadcrumb path is "You are viewing All Files, Switch to Box Admin Console".

Navigation tabs include: Updates (20 NEW), All Files (selected), Collaborators, Profile, and OpenBox. A search bar is present with the text "Search files".

Actions available: Upload, New Folder, Web Doc.

Sort options: Sort By: Name, Filter, Tags. A "Select All" button is also visible.

The main content area shows the "CETMONS Document Library" folder, updated Feb 6, 2010 by You, containing 55 files, 52.8MB, and 50 Collaborators. A description reads: "Centralized Area to upload Project Documents and Reference Material for the Overall Consortium and Research Groups." (edit).

Right-hand sidebar contains:

- Pending Items (1)
- 26 users still need to join CETMONS Document L...
- Recently Updated Folders: NSF BioSketch, Workshop 2010-02-05 Ar..., Reference Material - O...
- You are using: 52.8MB of 30.0GB storage
- Did you know?: You can use the new 'Tasks' feature to assign a collaborator to review, approve, or update a file.
- Send us feedback, Visit Box User Forum

**Step 5 – Navigate to the folder “II. Research Group Repository” and click on it**

The screenshot displays the Box web interface for the 'CETMONS Document Library'. The top navigation bar includes the Box logo, 'Simply Share', and user information for Heather Olsen. Below the navigation bar, there are tabs for 'Updates', 'All Files', 'Collaborators', 'Profile', and 'OpenBox'. A search bar is located on the right side of the navigation bar.

The main content area shows the folder structure: 'All Files > CETMONS Document Library'. The folder is titled 'CETMONS Document Library' and has a description: 'Centralized Area to upload Project Documents and Reference Material for the Overall Consortium and Research Groups.' Below the description, there are three folders listed:

- I. Overall Consortium Repository**: Updated Feb 6, 2010 by You | 16 files, 22.6MB | +1 Collaborator
- II. Research Group Repository**: Updated Feb 6, 2010 by CETMONSUser1 | 37 files, 30.1MB | +1 Collaborator. Description: "Research Group Repository for Project Documents & Reference Materials. Research Groups consists of Thrust Groups and Integrated Studies Groups."
- III. Document Library Help Tips**: Updated Feb 6, 2010 by You | 2 files, 75.0KB | +1 Collaborator. Description: "Glossary of Terms, Folder Layout of CETMONS Document Library and Collaborator Permissions"

On the right side of the interface, there is a sidebar with two sections:

- 50 Collaborators**: Lists users including You (Owner), brad allenby, Peter French, Ronald Arkin, Shannon French, ebarrett@usna.edu, Jessica Berg, and STrowbridge@asu.edu. There is a 'Show more (42)' link and an 'Invite more collaborators' button.
- Recently Updated Files**: Lists files such as 'Miller, Clark.doc', 'AZ Feb 5-6th, 2010 CET...', 'Euron\_RoboEthics Roadm...', and 'Persistent Forecast Di...'.

## Step 6 - Navigate to your thrust group Folder and click on it

le. If your thrust group is “1-The Military/National Security Roadmap 2025” – click on it.

The screenshot shows a web browser window displaying the Box.net interface. The browser's address bar shows the URL: [https://cetmons.box.net/files#/files/0/f/35257142/II\\_Research\\_Group\\_Repository/](https://cetmons.box.net/files#/files/0/f/35257142/II_Research_Group_Repository/). The page title is "II. Research Group Repository - Box.net - Mozilla Firefox".

The Box.net interface includes a navigation bar with "Updates 20 NEW", "All Files", "Collaborators", "Profile", and "OpenBox". A search bar is located on the right side of the navigation bar.

The main content area displays the folder "II. Research Group Repository" with a description: "Research Group Repository for Project Documents & Reference Materials. Research Groups consists of Thrust Groups and Integrated Studies Groups." Below the description, there are options to "Upload", "New Folder", and "Web Doc".

The folder is sorted by "Name" and contains a list of sub-folders:

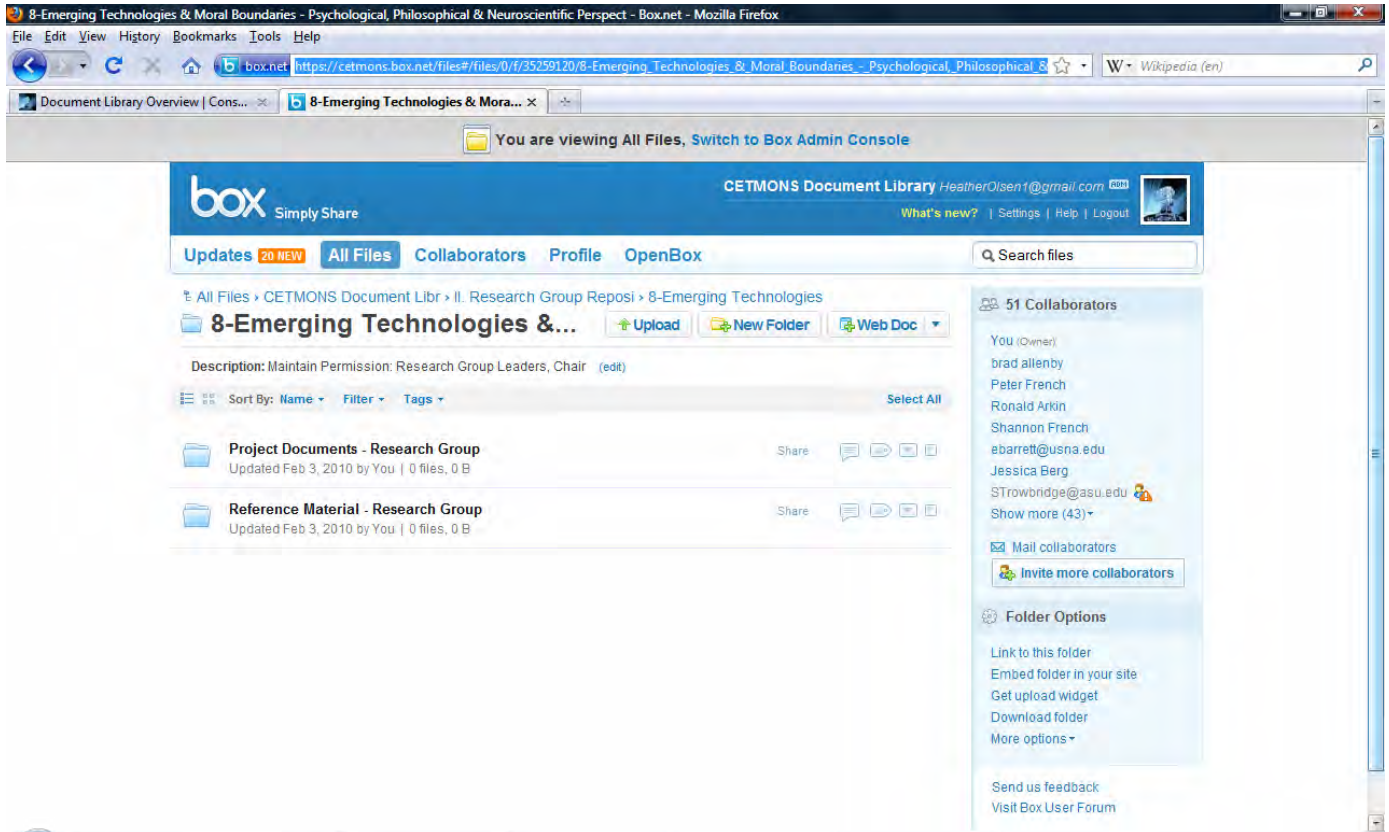
- 1-The Military-National Security Roadmap 2025**  
Updated Feb 3, 2010 by Heather Olsen | 12 files, 19.3MB  
"Maintain Permission: Research Group Leaders, Chair, Exec. Committee, Admin Staff" (edit)
- 2-International Law, Ethics & Governance on Robotics and National Security**  
Updated Feb 5, 2010 by CETMONSUser1 | 25 files, 10.9MB  
"Maintain Permission: Research Group Leaders, Chair" (edit)
- 3-Enhanced Warfighters**  
Updated Feb 3, 2010 by You | 0 files, 0 B  
"Maintain Permission: Research Group Leaders, Chair" (edit)
- 4-Implications of the New Military Technologies for Democracy & Civil Society**  
Updated Feb 6, 2010 by You | 0 files, 0 B  
"Maintain Permission: Research Group Leaders, Chair" (edit)
- 5-Cyberwarfare, Information and Communication Technology**  
Updated Feb 3, 2010 by You | 0 files, 0 B  
"Maintain Permission: Research Group Leaders, Chair" (edit)
- 6-Nonlethal Weapons**  
Updated Feb 3, 2010 by You | 0 files, 0 B  
"Maintain Permission: Research Group Leaders, Chair" (edit)
- 7-Training & Education regarding CETMONS**  
Updated Feb 3, 2010 by You | 0 files, 0 B  
"Maintain Permission: Research Group Leaders, Chair" (edit)
- 8-Emerging Technologies & Moral Boundaries - Psychological, Philosophical & Neuroscientific Perspect**  
Updated Feb 3, 2010 by You | 0 files, 0 B  
"Maintain Permission: Research Group Leaders, Chair" (edit)

On the right side of the interface, there is a sidebar with the following sections:

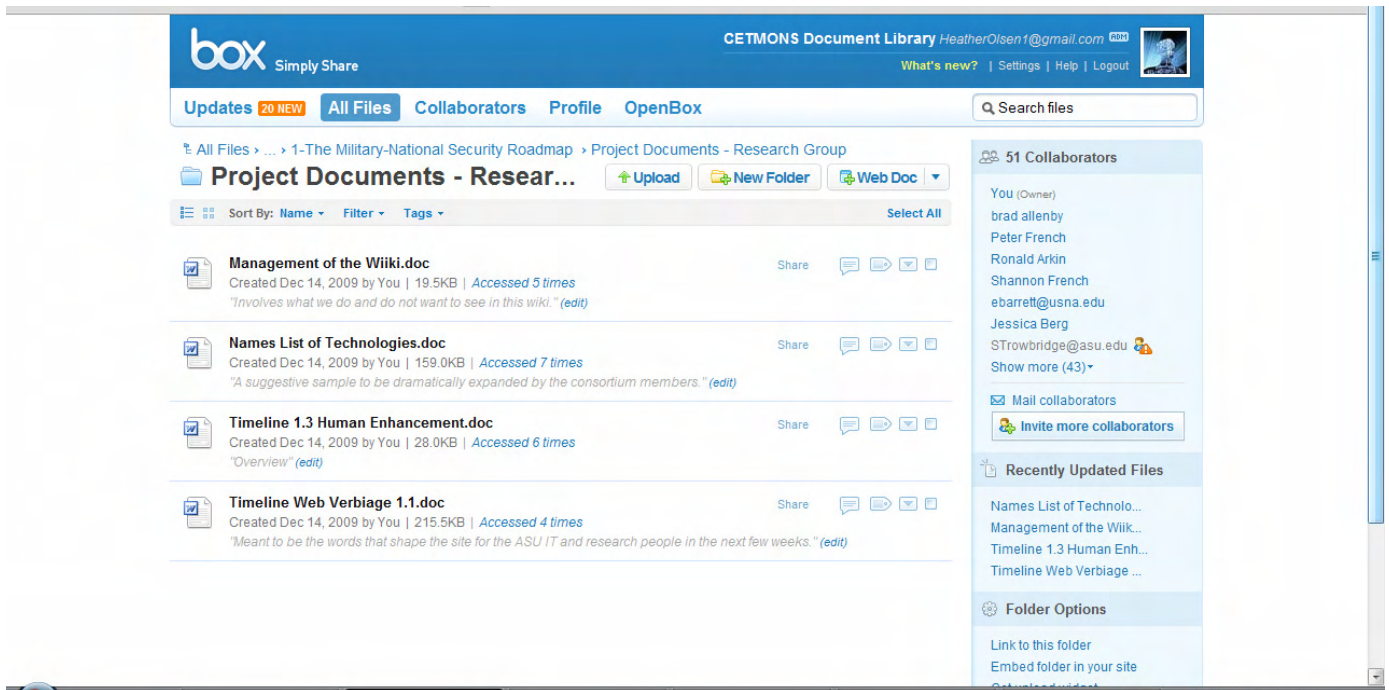
- 51 Collaborators**  
List of collaborators including: You (Owner), brad allenby, Peter French, Ronald Arkin, Shannon French, ebarrett@usna.edu, Jessica Berg, STrowbridge@asu.edu, and Show more (43).  
Buttons: "Mail collaborators", "Invite more collaborators".
- Recently Updated Files**  
List of files: "Names List of Technolo...", "2009-10-12\_intl Law Ro...", "2009-11-13\_intl Law Ro...", "ReferenceListfromArkin...", "Potential Rules for Ro...".
- Folder Options**  
Options: "Link to this folder", "Embed folder in your site", "Get upload widget", "Edit email notification options", "More options".
- Buttons: "Send us feedback", "Visit Box User Forum".

At the bottom of the page, there is a footer with the text: "Support: 1-800-875-8230", "Box.net ©2009", "Jobs", "Box.net Blog", "Partner with Us", "Contact Us", "Terms", "Privacy Policy".

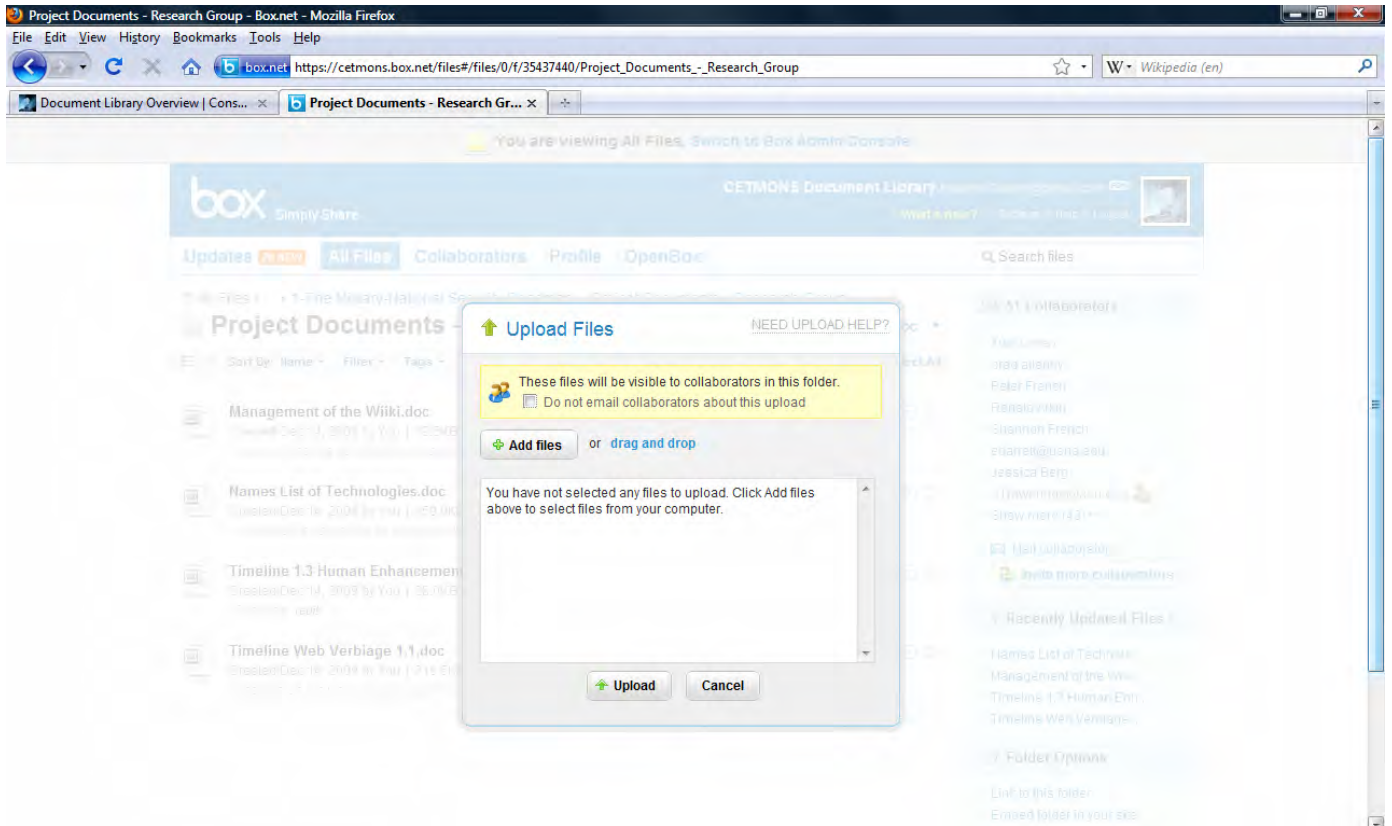
**Step 7 – To post a project document for the thrust group, click on the “Project Document – Research Group” folder**



**Step 8 - Click on the Upload button**



**Step 9 - Click on the “Add files” button, select your file from your local computer, and click “Upload” button on the Upload Files window**



Note: Help documentation is available by click on the “Help” link in the upper right hand corner.